

# Как да създадете профил в Европейската платформа за училищно образование и да се присъедините към eTwinning

Ръководство стъпка по стъпка за учители



Съфинансирано от  
Европейския съюз

# 1

Отворете интернет адрес  
<https://school-education.ec.europa.eu>.

В горния десен ъгъл, кликнете  
„Create account“.


European School Education Platform

Welcome to the European School Education Platform, the new home of eTwinning.

This first version of the platform provides eTwinners with the main services to find partners and develop projects. Additional features, including the full content of the School Education Gateway, will be available in the coming months. In the meantime, [School Education Gateway](#) remains temporarily online.

Read the [Questions and Answers Section](#) to see how this affects you.

Register



# 2

Отговорете на въпроса дали имате създаден “EU Login” профил (с вашия личен e-mail адрес).

Ако нямате, изберете “Create EU Login” и следвайте стъпките.

Ако вече имате профил в EU Login, преминете към стъпка 10.

European Commission

EN English Login Create account

Home About Insights Development Recognition Networking eTwinning Search for content

European School Educati

## Register

To get started please choose one of the registration options below:

**Important**

Do you have an existing **eTwinning** and/or a **School Education Gateway** account?

If **yes**, please check the email address listed in your eTwinning or on School Education Gateway profile. (In case you have an account on both platforms, please check your eTwinning account.)

In order to keep all the activities and projects carried out in the past, please make sure that the same email address set in your EU Login account is the same as the email address set in your eTwinning or School Education Gateway account.

If you don't know how to check the email address of your eTwinning or School Education Gateway account, please [check this article](#).

Register on this platform with EU Login Create EU Login

735.743 people registered

Read the [Questions and Answers](#)

Welcome to the E  
This first version of the  
develop projects. Addi  
be available in the com  
temporarily online.

Register

eTwinning Съфинансирано от Европейския съюз

# 3

Ще бъдете пренасочени към Европейската регистрационна услуга “EU Login”. Създаването на профил в нея ще ви позволи да използвате различни платформи на Европейската Комисия, като [Europass](#) (за създаване на CV или цифрови идентификационни данни) или [European Youth Portal](#) (информация за младежи относно възможности за учене, работа и доброволчество).

The screenshot shows a web browser window with the URL <https://ecas.ec.europa.eu/cas/eim/external/register.cgi?service=https%3A//school-education.ec.europa.eu/ro>. A yellow banner at the top states "This website uses cookies. [Click here to learn more.](#)" with a "Close this message" button. The page header includes "EU Login" with the tagline "One account, many EU services" and a language selector set to "English (en)". Navigation links for "Create an account" and "Login" are visible. The main content area is titled "Create an account" and contains a registration form with the following fields: "First name" (highlighted with a yellow border), "Last name", "E-mail", "Confirm e-mail", and "E-mail language" (set to "English (en)"). A checkbox for the privacy statement is present, and the form concludes with "Create an account" and "Cancel" buttons.

# 4

Попълнете вашето име и e-mail адрес.

Полето “E-mail language” определя на кой език услугата “EU Login” да комуникира с вас. По подразбиране е въведен английски език, но може да изберете всеки от предложените.

Разгледайте декларацията за поверителност, поставете отметка в квадратчето и кликнете върху “Create an account”.

Create an account x +

https://ecas.ec.europa.eu/cas/eim/external/register.cgi?service=https%3A//school-education.ec.europa.eu/ro

This website uses cookies. [Click here to learn more.](#) Close this message X

**EU Login**  
One account, many EU services

English (en) v

[Create an account](#) **Login**

## Create an account

[Help for external users](#)

**First name**  
eTwinning-Student

**Last name**  
Austria

**E-mail**  
etwinat.student@gmail.com

**Confirm e-mail**  
etwinat.student@gmail.com

**E-mail language**  
English (en) v

By checking this box, you acknowledge that you have read and understood the [privacy statement](#)

**Create an account** Cancel

5

Изчакайте малко...



Create an account

https://ecas.ec.europa.eu/cas/eim/external/register.cgi?service=https%3A//school-education.ec.europa.eu/ro

This website uses cookies. [Click here to learn more.](#) Close this message X

# EU Login

One account, many EU services

English (en)

[Create an account](#) [Login](#)

## Create an account

[Help for external users](#)

First name

Last name

E-mail

Confirm e-mail

E-mail language

By checking this box, you acknowledge that you have read and understood the [privacy statement](#)

[Create an account](#) [Cancel](#)

Please wait...

We are securing your request. This can take up to 60 seconds.

# 6

След като заявката ви бъде обработена, EU Login ще ви изпрати e-mail. Изписва се предупреждение, че това може да отнеме до един час (опитът ни показва, че става доста по-бързо).

Create an account

https://ecas.ec.europa.eu/cas/eim/external/register.cgi;\_\_Secure-ECAS\_SESSIONID=7ey-KseXJypGxTcrV--Mq9HliWVRoSQQzY\_0mjlJLxYdampAPZ8RfPD8RX13RJIQYA4!112999224

This website uses cookies. [Click here to learn more.](#) [Close this message](#) X

## EU Login

One account, many EU services

English (en)

New password [Login](#)

### Create an account

Thank you for registering, you will receive an e-mail allowing you to complete the registration process.

About EU Login Cookies Privacy Statement Contact Help

Powered by

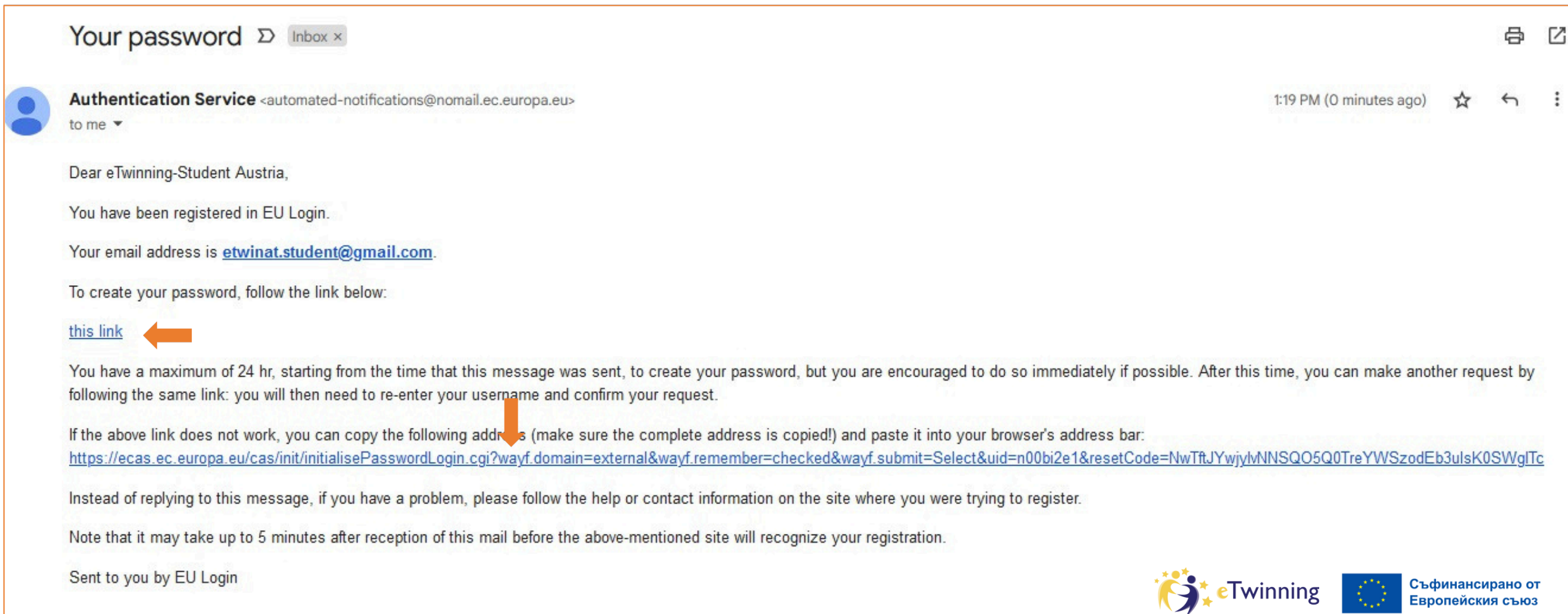
European Union EU institutions

9.5.5-dn2p | 366 ms

European Commission

# 7

Проверете пощата си за нов e-mail и кликнете върху връзката в него, за да потвърдите своя адрес и да създадете парола.



The screenshot shows an email interface with the following content:

**Your password** Inbox x

**Authentication Service** <automated-notifications@nomail.ec.europa.eu>  
to me

1:19 PM (0 minutes ago)

Dear eTwinning-Student Austria,

You have been registered in EU Login.

Your email address is [etwinat.student@gmail.com](mailto:etwinat.student@gmail.com).

To create your password, follow the link below:

[this link](#) ←

You have a maximum of 24 hr, starting from the time that this message was sent, to create your password, but you are encouraged to do so immediately if possible. After this time, you can make another request by following the same link: you will then need to re-enter your username and confirm your request.



If the above link does not work, you can copy the following address (make sure the complete address is copied!) and paste it into your browser's address bar:

[https://ecas.ec.europa.eu/cas/init/initialisePasswordLogin.cgi?wayf\\_domain=external&wayf\\_remember=checked&wayf\\_submit=Select&uid=n00bi2e1&resetCode=NwTftJYwjylvNNSQO5Q0TreYWSzodEb3uIsK0SWgITc](https://ecas.ec.europa.eu/cas/init/initialisePasswordLogin.cgi?wayf_domain=external&wayf_remember=checked&wayf_submit=Select&uid=n00bi2e1&resetCode=NwTftJYwjylvNNSQO5Q0TreYWSzodEb3uIsK0SWgITc)

Instead of replying to this message, if you have a problem, please follow the help or contact information on the site where you were trying to register.

Note that it may take up to 5 minutes after reception of this mail before the above-mentioned site will recognize your registration.

Sent to you by EU Login

  Съфинансирано от Европейския съюз

# 8

Създайте парола за вашия профил. Не пропускайте да се съобразите с правилата за създаване на парола:

- Поне 10 знака
- Поне 3 от 4-те групи знаци

New password

English (en)

New password Login

## New password

Please choose your new password.

n00bi2e1  
(External)

New password

Confirm new password

Submit

Passwords cannot include your username and must contain at least 10 characters chosen from at least three of the following four character groups (white space permitted):

- Upper Case: A to Z
- Lower Case: a to z
- Numeric: 0 to 9
- Special Characters: !"#\$%&'()\*+,-./:;<=>?@[{}~

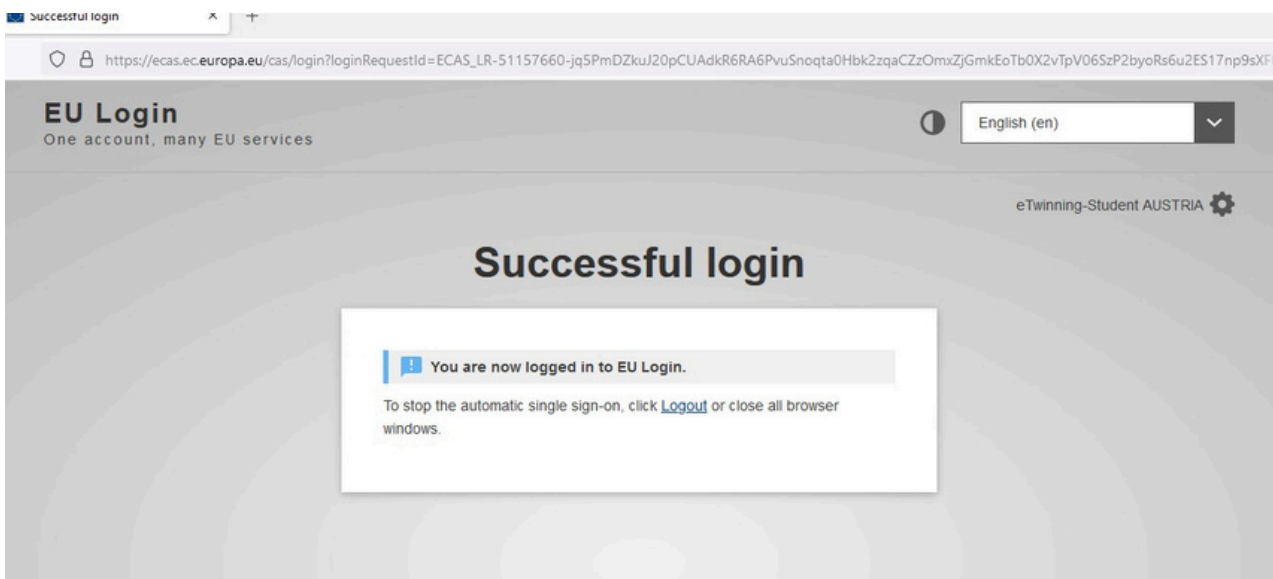
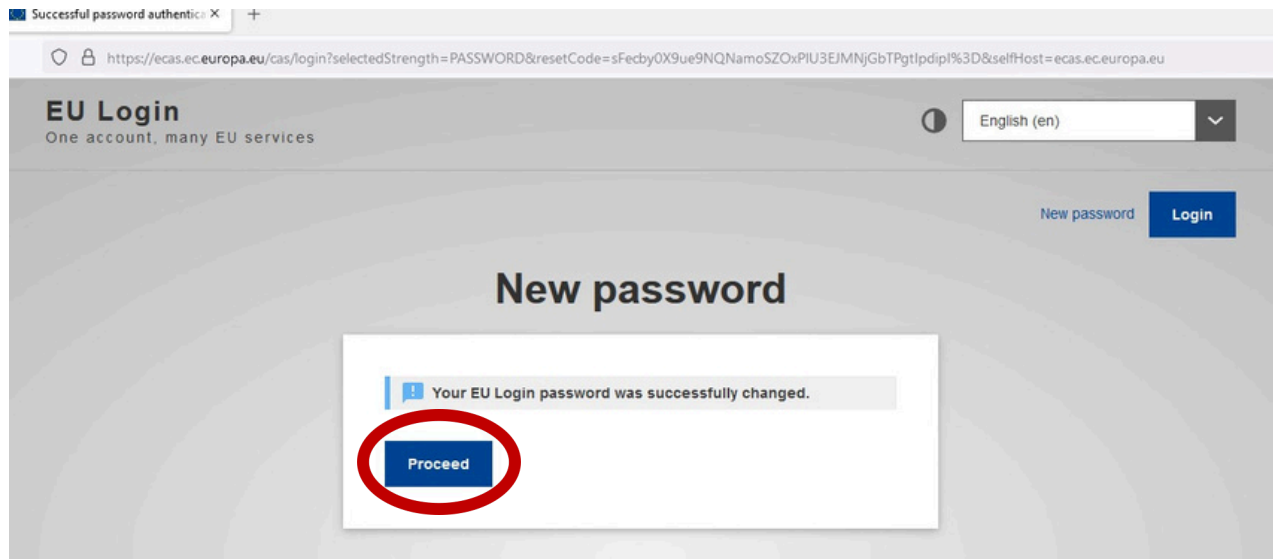
Examples: EBieSxJcv7 ^OKWSqPovf WNGP9ekQbA

[\[Generate other sample passwords\]](#)

# 9

След като създадете парола ще получите потвърждение.

Трябва да кликнете още веднъж на бутона “Proceed”, след което ще влезете в EU Login.



# 10

Още веднъж отворете интернет адрес <https://school-education.ec.europa.eu>.

Този път, кликнете върху бутон “Login” в горния десен ъгъл.

Вашият браузър все още трябва да е в EU Login и автоматично да обнови страницата с вашата информация.

Ако това не се случи, ще се отвори страницата EU Login, където ще трябва да въведете своя e-mail адрес и EU Login парола.

European School Education Platform

Welcome to the European School Education Platform, the new home of eTwinning.

This first version of the platform provides eTwinners with the main services to find partners and develop projects. Additional features, including the full content of the School Education Gateway, will be available in the coming months. In the meantime, [School Education Gateway](#) remains temporarily online.

Read the [Questions and Answers Section](#) to see how this affects you.

735.729 people registered

# 11

Когато вече имате EU-Login, ще получите съобщение за регистрация в Европейската платформа за училищно образование (ESEP) – т.е. да създадете свой профил, който ще “отключи” дадени функционалности на платформата, които са достъпни само за регистрирани потребители.

About you | ESEP

https://school-education.ec.europa.eu/en/networking/people/n00bi2e1/eseep\_about\_you

European Commission

EN English eTwinning-Student Austria

Home About Insights Development Recognition Networking eTwinning Search for content

European School Education Platform

**Status message** Close this message

You have been logged in.

**Register on the European School Education Platform**

You are not registered for ESEP yet. In order to visit the restricted area of the platform, you need to proceed with the ESEP registration process. Close

If you leave the page without submitting the form you will be redirected back to this page. If you want to cancel the registration process then please use the Cancel button.

**About you**

Please fill in the following information about you for completing the registration

# 12

Някои съвети и информация за раздел “About you”:

- Вашето име и e-mail адрес са прехвърлени от вашия EU Login;
- Може да изберете предпочитан език на комуникация с платформата.
- Във вашия случай, за **“Member type”** изберете **“Student teacher”**.
- Под “Education type” може да избирате между вида образование, което ще преподавате след като приключите своето обучение (ранно образование, напр. предучилищно, училищно, професионални училища)
- Под “Subjects you are interested in” \*или\* “Vocational subjects you are interested in” изберете или предмета/ите, които ще преподавате или това, което ви интересува най-много.
- Например, ако в момента учите в Австрия, моля изберете **“Австрия”** в поле **“Country of work”**;
- Приемете правилата и условията и щракнете върху „Next“.

## About you

Please fill in the following information about you for completing the registration

\* indicates a required field

First name: eTwinning-Student

Last name: Austria

E-mail: etwinat.student@gmail.com

Site and email language \*

English

This information comes from your [EU Login](#). You can change your name, email address and password there. If you update your EU Login account details, the changes will be visible the next time you log in to the European School Education Platform.

Member type \*

Student Teacher

Education type \*

School Education x

Subjects you are interested in

Optional if you completed "Interested vocational subjects"

Environmental Education x

Vocational subjects you are interested in

Optional if you completed "Interested subjects"

Select one or more options

Country of work \*

Austria

Accept the ESEP terms and conditions: [Disclaimer](#) [Privacy Policy](#) [Code of Conduct](#)

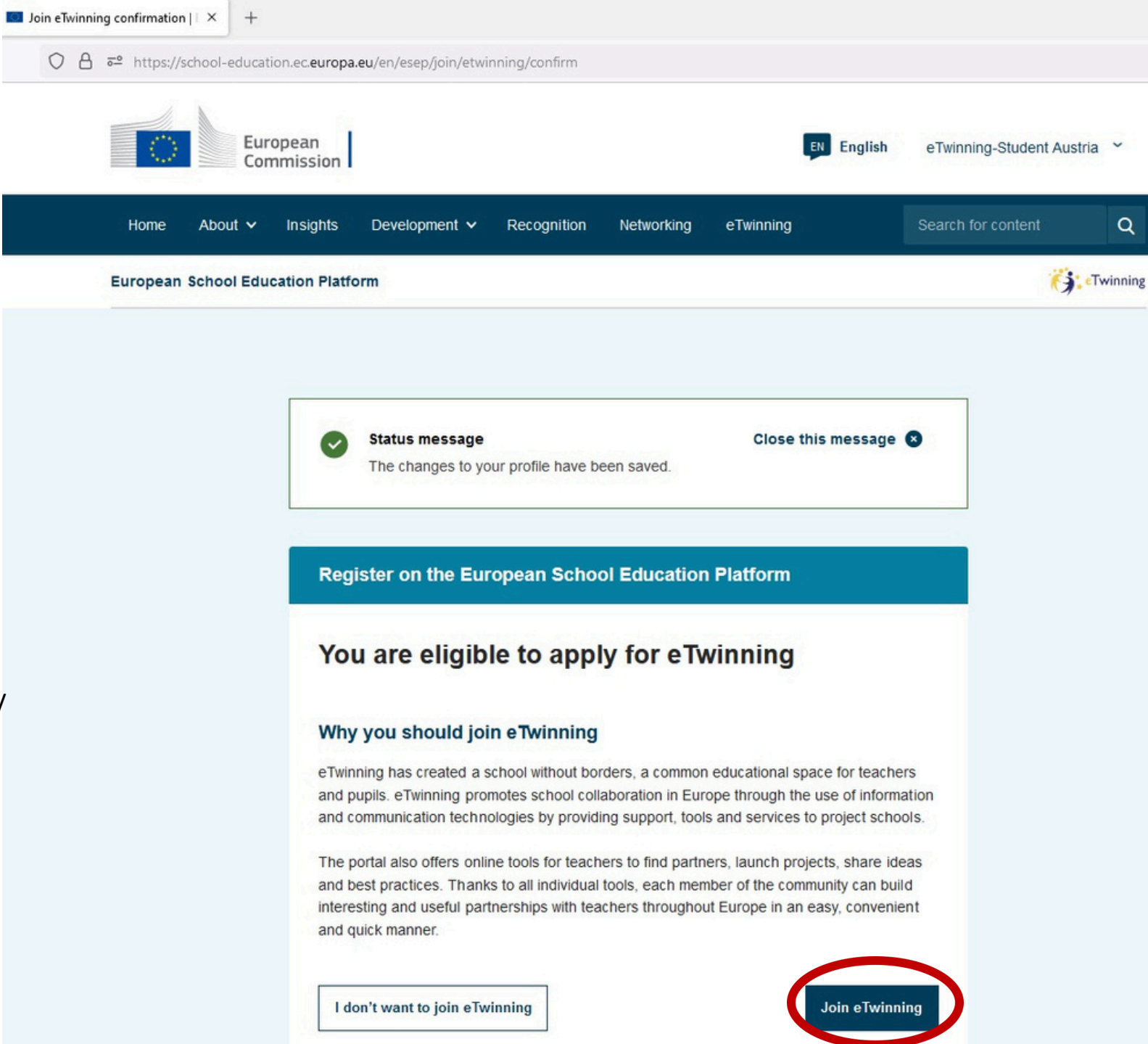
Cancel

Next

# 13

Ще бъдете информирани, че имате право да кандидатствате за eTwinning. За нашите цели изберете „Join eTwinning“. eTwinning е още по-ексклузивна част от платформата, където потребителите могат да общуват, да учат и да си сътрудничат в онлайн проекти. Само следните „видове членове“ (вижте стъпка 12) отговарят на условията за eTwinning:

- Teachers and head teachers /principals /учители и главни учители/директори/
- Student teachers and teacher trainers /студенти по педагогика и обучители на учители/
- Careers councilors /кариерни консултанти/
- ICT coordinators /ИКТ координатори/
- Librarians /библиотекари/
- Pedagogical advisers /педагогически съветници/
- School psychologists /училищни психолози/



The screenshot shows a web browser window with the URL <https://school-education.ec.europa.eu/en/eseep/join/etwinning/confirm>. The page header includes the European Commission logo and navigation links for Home, About, Insights, Development, Recognition, Networking, and eTwinning. A search bar is present in the top right. Below the header, a status message box displays a green checkmark and the text: "Status message: The changes to your profile have been saved." Below this, a blue banner reads "Register on the European School Education Platform". The main content area features the heading "You are eligible to apply for eTwinning" and a sub-heading "Why you should join eTwinning". The text explains that eTwinning creates a school without borders and offers online tools for teachers. At the bottom, there are two buttons: "I don't want to join eTwinning" and "Join eTwinning", with the latter button circled in red.

# 14

Необходима е още малко информация за регистрацията в eTwinning:

- Още веднъж (за съжаление) ще бъдете попитани за “Предмети, от които се интересувате” \*или\* “Професионални предмети, от които се интересувате” – изберете или предмета/ите, който ще преподавате, или това, което ви интересува най-много.
- Възрастта на учениците, на които (предвидимо) ще преподавате.
- **Моля, изберете полето “Available for eTwinning project”.**
- Под “add school”, напр. изберете **Австрия** и кликнете върху “Search organisation”. В полето за търсене може да напишете напр. “Steiermark” и ще може да изберете University College of Teacher Education Styria под немското му име **“Pädagogische Hochschule Steiermark”**.
- Приемете Политиката за поверителност и Кодекса за поведение и щракнете върху бутон “Next”.

## Join eTwinning

Connect with European colleagues with similar interest by joining eTwinning

\* indicates a required field

### 1. Your role within the school

#### Subjects of teaching

Optional if you completed "Vocational subjects of teaching"

Environmental Education x

#### Vocational subjects of teaching

Optional if you completed "Subjects of teaching"

Select one or more options

Ages taught from \*

6

Ages taught to \*

11

Available for eTwinning project

### 2. Add school\*

Search by organisation country

Country

Austria

Search organisation

Clear filters

Search Organisation

Pädagogische Hochschule Steiermark (1828)

Can't find the organisation you want to add? With your current role you cannot create a new organisation. Please [contact the helpdesk](#) if you need support.

I declare that I have read and agree to the [eTwinning Privacy Policy](#) and the [eTwinning Code of Conduct](#)

Cancel

Skip this step


Next

## Your platform experience

Let's complete the last step of the registration process. This information will help you find relevant mobility opportunities, colleagues and courses.

### 1. Profile information

#### Profile picture



Upload image ↕

One file only.  
10 MB limit.  
Allowed types: png gif jpg jpeg.

#### Description

Add description

#### Profile visibility \*

Users registered on the platform

#### Time zone \*

Brussels

Who can view your profile

#### Languages spoken \*

English

#### Topics you are interested in

Select one or more options

# 15

Можете да попълните своя профил с допълнителна информация:

- Ваша снимка (или аватар)
- Ваше описание (често хората пишат защо искат да си сътрудничат на европейско ниво, какво ги интересува най-много и т.н)
- **Видимостта на вашия профил и кой има право да се свързва с вас през платформата.**
- Какви езици владеете
- Теми, които представляват интерес за вас, важни линкове, бюлетини и т.н.

Моля, имайте предвид, че можете да промените тази информация по всяко време във вашия профил в платформата.

### 2. Newsletters

I would like to receive the European School Education Platform newsletter

Your eTwinning application is pending. You will only receive the eTwinning newsletter when your application has been approved. Close

#### Newsletter language

English

### 3. Notifications

#### Email address for notifications

etwinat.student@gmail.com

### 4. Website

#### Website URL

Insert your website URL

### 5. Social media

#### Facebook profile

Insert Facebook profile

#### Twitter profile

Insert Twitter profile

#### Instagram profile

Insert Instagram profile

#### LinkedIn profile

Insert LinkedIn profile

#### Who can contact you

Users registered on the platform

Finish

# 16

С това завършвате своята регистрация. Вашият профил в Европейската платформа за училищно образование е готов, докато регистрацията ви за eTwinning все още трябва да бъде валидирана.

Вече ще имате представа за това, което се случва на заден план.

The screenshot shows a web browser window with the URL <https://school-education.ec.europa.eu/en/esep/registration-final>. The page header includes the European Commission logo, a language selector set to 'English', and a user profile 'eTwinning-Student Austria'. A dark blue navigation bar contains links for Home, About, Insights, Development, Recognition, Networking, and eTwinning, along with a search bar. Below the navigation bar, the page title is 'European School Education Platform'. A green status message box with a checkmark icon states 'Status message: The profile has been saved.' and includes a 'Close this message' button. The main content area features the heading 'All set! What's next?' followed by a welcome message: 'Welcome to the eTwinning where materials are at the disposal of the registered teachers. This materials were created to support the progression and motivate teachers to go deeper in all areas.' At the bottom, there are two buttons: 'Continue browsing the platform' and 'Join or add an organisation'.

# 17

Какво не виждате:

Вашата приятелска Национална организация за подкрепа/National Support Organization (eTwinning NSO) вижда на заден план в платформата (т.нар. NSO работен плот) че сте се регистрирали за eTwinning.

Ако сте избрали Австрия за ваша страна, това се отнася до австрийската NSO.

The screenshot shows a web browser window with the URL `tion.ec.europa.eu/en/nso-desktop`. The page header includes the European Commission logo and navigation links for Home, About, Insights, Development, Recognition, Networking, and eTwinning. A search bar is located on the right. The main content area is titled "NSO Desktop" and features a navigation menu with Overview, Registrations, Projects, News, and Team. Below this is a "To do list" section with a "Collapse" button. The list contains a sub-header "List of not validated registrations, projects waiting for approval, new quality labels and prizes". There are two summary cards: "Registrations (2)" and "Projects (0)". The "Registrations (2)" card lists "eTwinning-Student Austria".

# 18

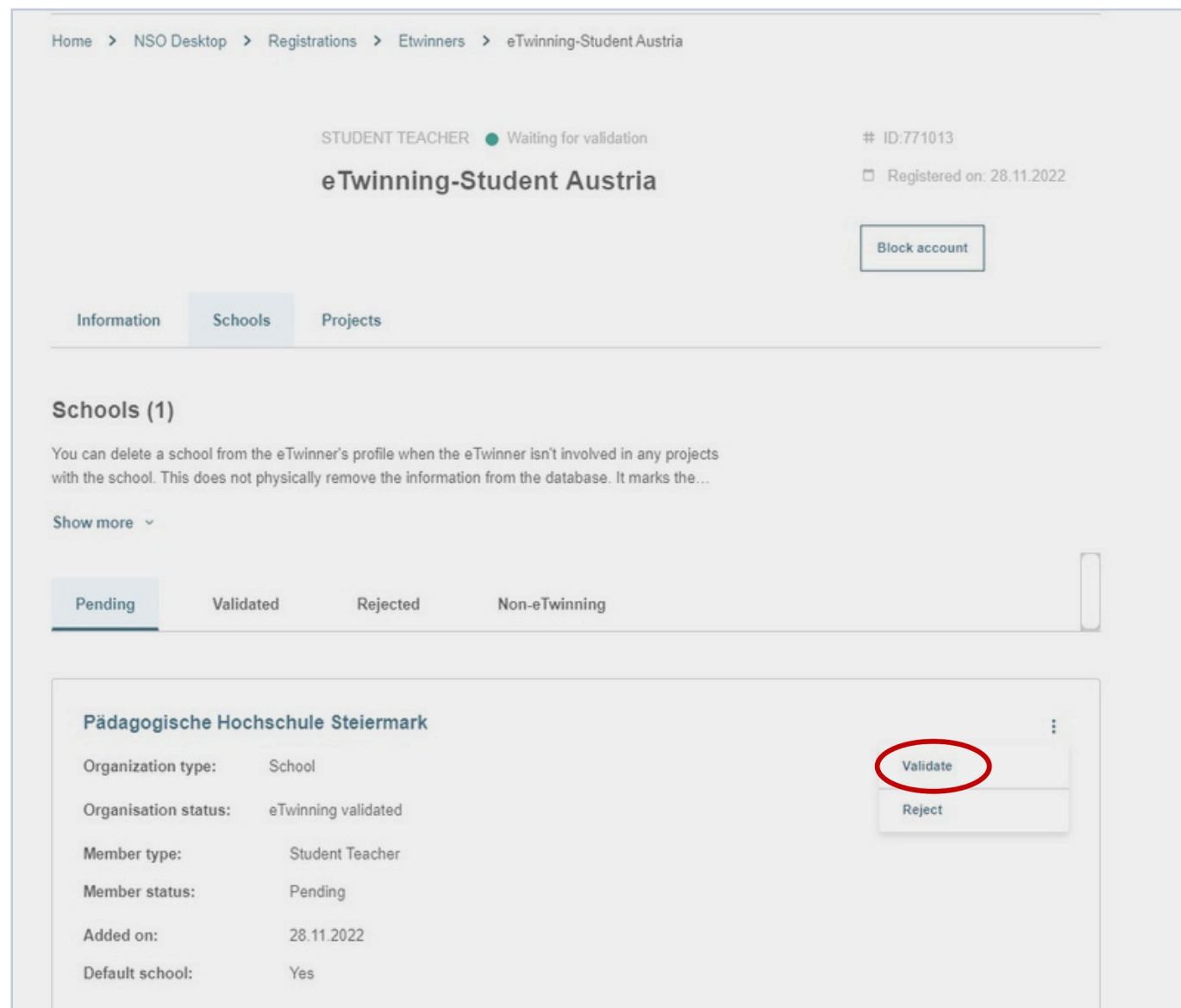
Какво не виждате:

NSO вижда организацията, която сте въвели и проверява дали действително сте обучаем в тази организация - през списък, предоставен от ваш професор/лектор или като ви поиска доказателство за записване във висшето училище.

След като това бъде потвърдено, те кликват върху бутон валидиране.

Едва **\*сега\*** можете да използвате вашия eTwinning профил.

(Моля, имайте предвид, че валидациите на профили могат да се извършват само в работно време – така че за съжаление регистрации в последния момент късно вечер не са възможни).



The screenshot shows the eTwinning user profile page for a Student Teacher. The breadcrumb trail is: Home > NSO Desktop > Registrations > Etwinner > eTwinning-Student Austria. The user's status is "STUDENT TEACHER" and "Waiting for validation". The profile ID is # ID:771013 and it was registered on 28.11.2022. There is a "Block account" button. The page has tabs for "Information", "Schools", and "Projects". The "Schools (1)" section is active, showing a list of schools. The first school is "Pädagogische Hochschule Steiermark" with the following details: Organization type: School, Organisation status: eTwinning validated, Member type: Student Teacher, Member status: Pending, Added on: 28.11.2022, and Default school: Yes. A dropdown menu for this school shows "Validate" and "Reject" buttons, with "Validate" circled in red.

# 19

Следващият път, когато влезете в платформата, ще видите иконата за известие до вашето име в горния десен ъгъл, която ви информира, че заявката ви е приета. След това ще можете да използвате и eTwinning аспектите на платформата.

**Добре дошли!** 😊

European Commission

EN English Mail

Home About Insights Development Recognition Networking eTwinning

European School Education Platform

## eTwinning

Overview Groups My Projects Support

Home > eTwinning

### Overview

#### Quicklinks

- Create a project
- Partner Finding

#### Featured local news

LOCAL NEWS | 03. November.2022 **FEATURED**

### eTwinning und die neue Plattform

Einschulungen und weitere Info-Termine für öste

## Notifications

Close

[View All](#)

- EA** Your request to join Pädagogische Hochschule Steiermark has been accepted. Visit your profile and update your default school if needed.  
Today at 1:34 PM
- EA** Your application regarding Pädagogische Hochschule Steiermark has been accepted. Please visit your profile and update your default school if needed.  
Today at 1:34 PM